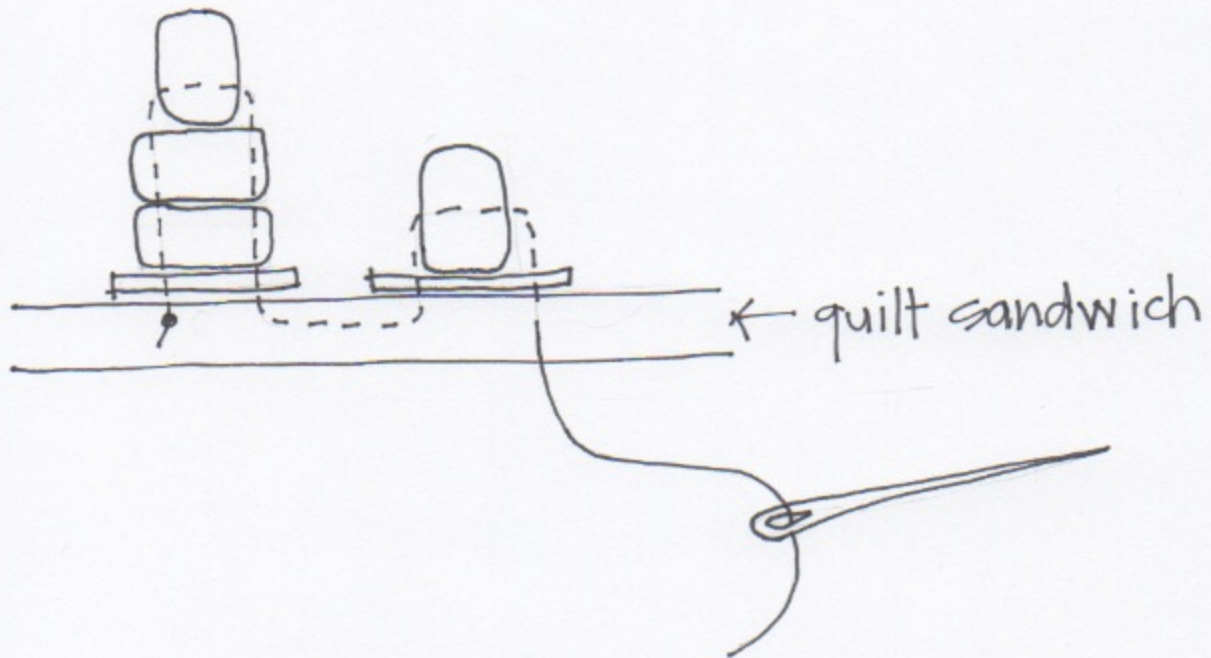


Lesson 5 Bead Embroidery

Stack Stitch- this is a stitch used to stack 2 or more beads or beads and sequins. The more beads, the higher the stack.

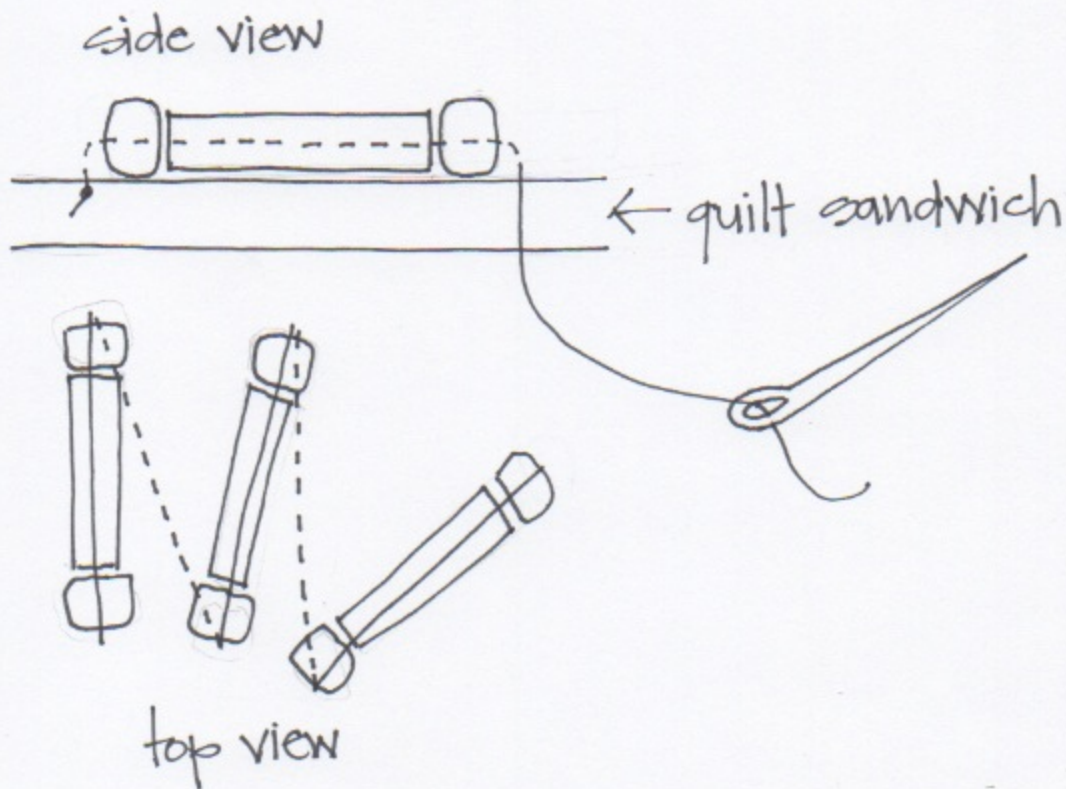
Knot the beading thread and pull the knot into the quilt sandwich as you bring your needle to the starting point. String the beads (or sequins and beads) in the order shown on the quilt block illustration. Skipping the last bead you strung, thread the needle back down through the stack of beads (or sequins and beads) and into the quilt sandwich. Come back up through the fabric at your next starting point, or tie off.

note: the bead that is skipped on they way back is called a turn-around bead, and will hold the other beads in the stack. Pull the thread snugly so the turn-around bead stands on its side.



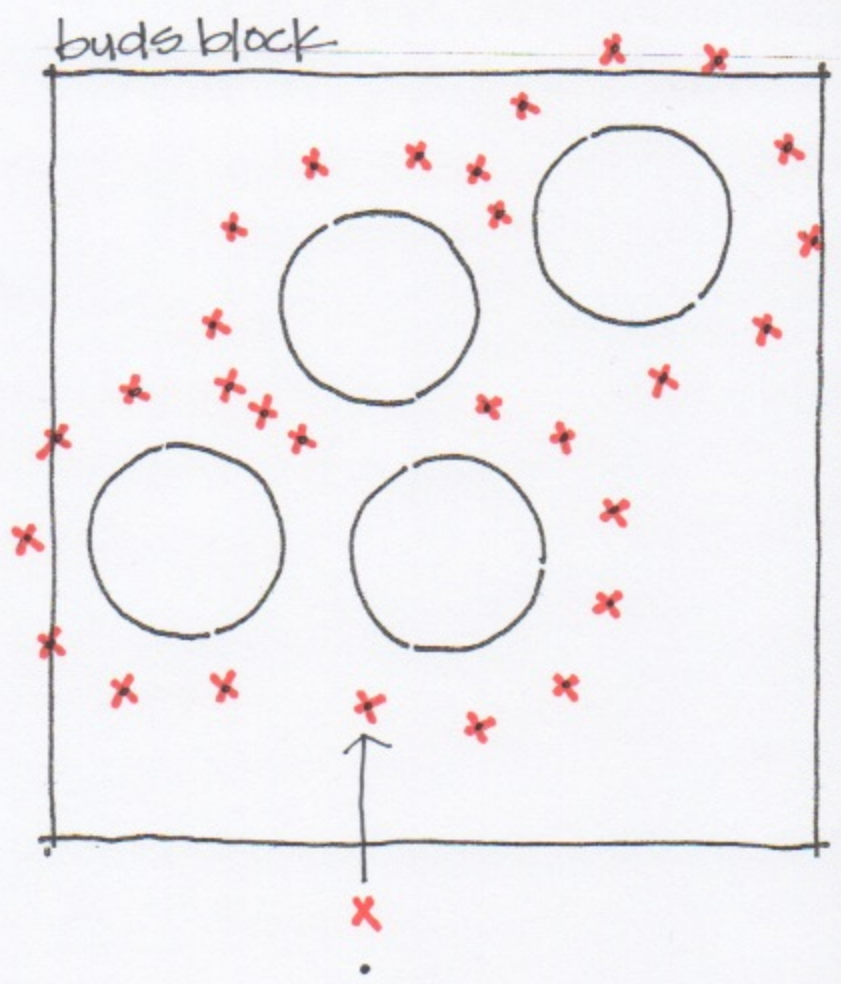
Bugle Stitch- bugle beads have broken ends which can easily cut thread. To avoid this, string a seed bead at each end of the bugle bead to prevent thread from contacting the rough edge of the bugle bead.

Knot the beading thread and pull the knot into the quilt sandwich as you bring your needle to the starting point. String one size 11 seed bead, a bugle bead, and another size 11 seed bead. Holding the thread taught, push back gently on the strung beads to direct them into place. Reinsert the needle straight down into the quilt directly after the last seed bead. Direct the needle inside the quilt sandwich and bring it back up next to the previous starting point. Repeat as many times as desired. Vary the placement of the beads to form curves. This is a fun stitch to play with.

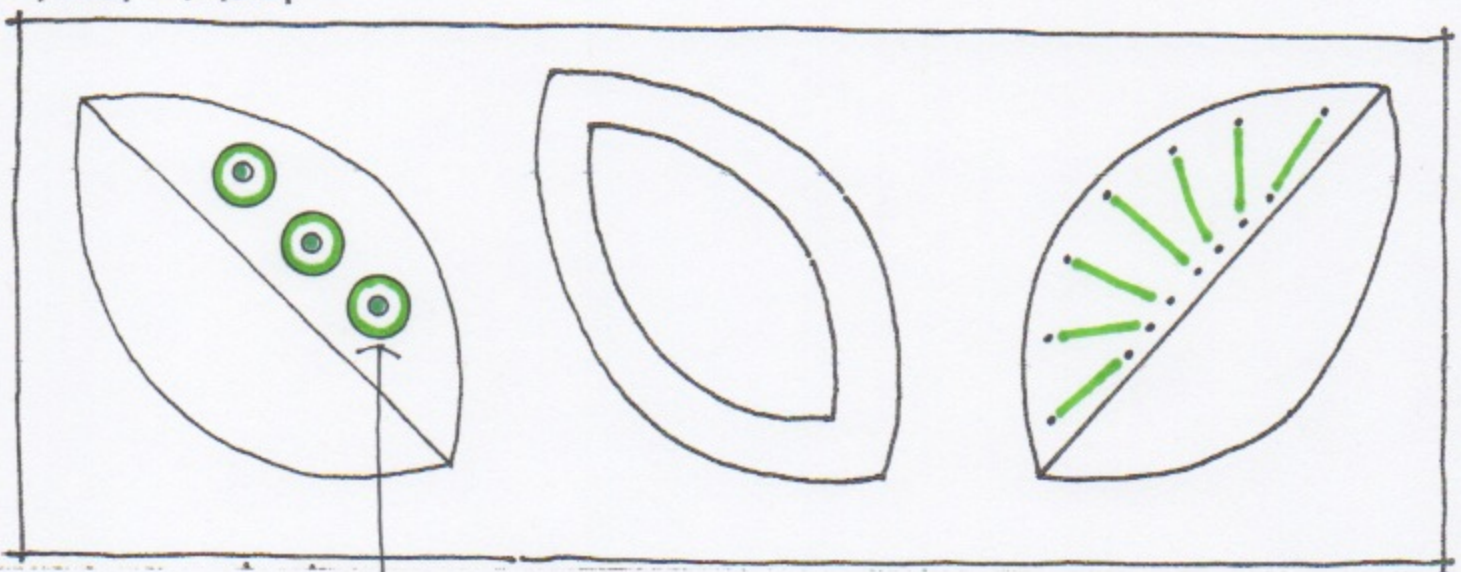


Legend:

- ✕ small flower sequin
- size 11 seed bead




leaf block




Legend:


- green sequin
- size 8 seed bead
- size 11 seed bead
- green bugle




Legend:




button




size 6 fuchsia



11 seed bead



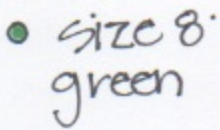
green sequin



firepolish




flower sequin



size 8 green

heart flower block



sky block

Legend:



star flower sequin

• size 11 seed bead

— clear bugle bead



flat circle sequin



purple druck

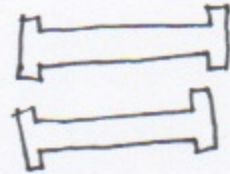


size 8 seed bead

(note: these are stamens from the heart flower block)



(note: these are stamens from the tulip block)



message block